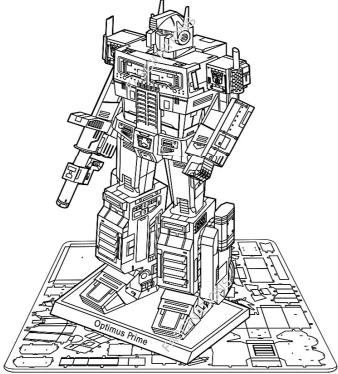


Metal Earth

3D METAL MODEL KITS



Optimus Prime
Item No. MMS300



It is highly recommended that you visit www.metalearth.com/360/mms300 to see the completed model before assembling your own

Legends:

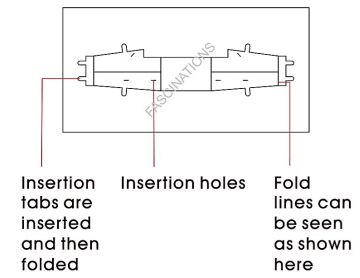
- Engraved side
- Non-engraved side
- Attention point
- Insert tab and bend 90 degrees
- Insert tab and twist 90 degrees

Recommended tools:

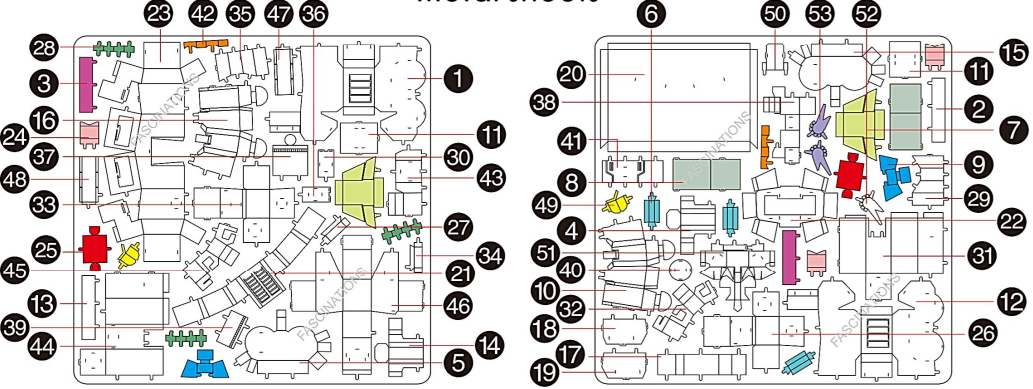
- Wire cutters: helpful for taking parts from the metal sheets.
- Tweezers or needle nose pliers: helpful for folding parts, bending and twisting tabs.

Assembly tip:

If needed, slightly twist tabs to hold parts together then untwist and bend them down for a nice finish



Metal sheets



In order to avoid possible injury from sharp edges, please carefully discard the metal sheet after parts have been removed

Assembly Flow Chart

